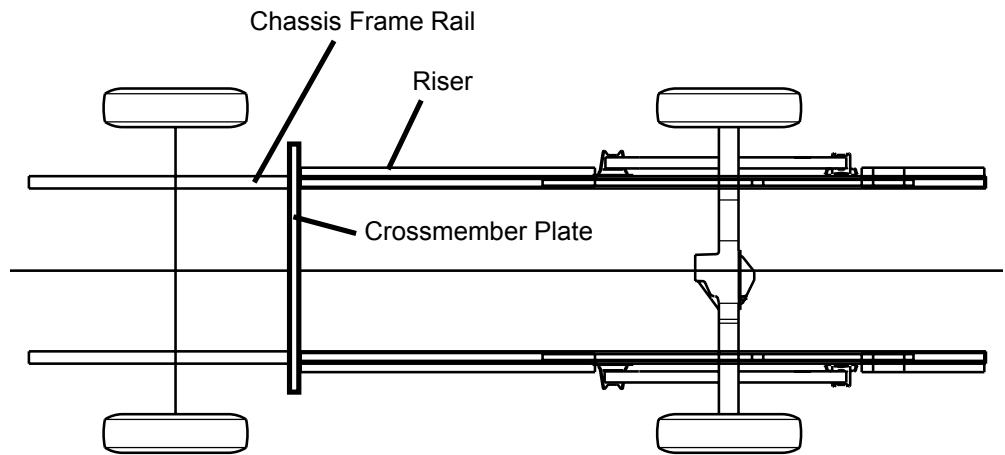




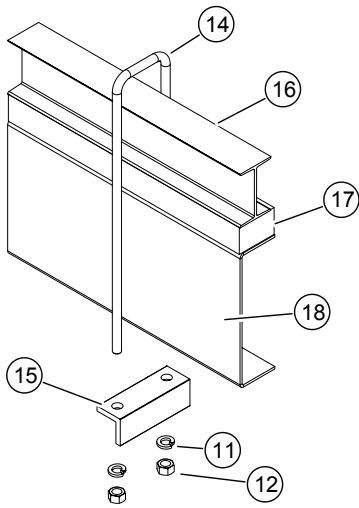
A SPARTAN MOTORS COMPANY

Service Guide

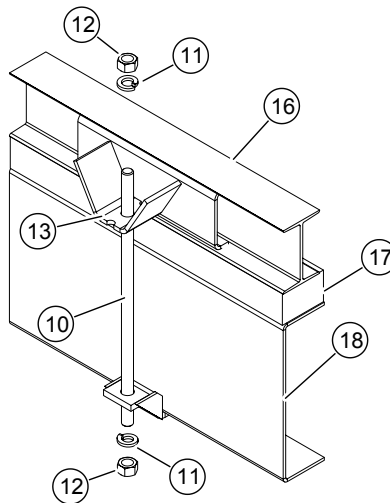
Body Mounting Bolts Aeromaster and Truck Body



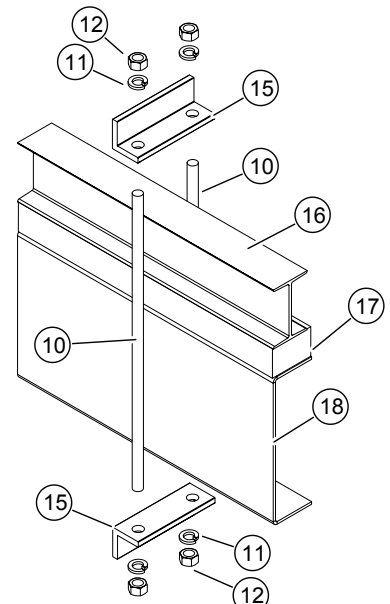
Check for Loose Bolts on Chassis



U-bolts



J-clamps



Tie bars

ID	Description
10	THREADED TIE ROD
11	WASHER LOCK
12	NUT HEX
13	BODY MNT TIE-DWN
14	U-BOLT
15	TIE-BAR ANGLE
16	LONG SILL
17	WOOD SPACER
18	CHASSIS RAIL

Maintenance

CAUTION

Check the alignment of body mounting spacers and tighten the mounting bolts after the first 30, 60, and 90 days of operation and every six months after that.

NOTICE

Utilimaster vehicles are designed using English (SAE) measurements. Utilimaster provides metric conversion equivalents as a courtesy if metric tools must be used, but Utilimaster does not warrant metric values given in this manual.

- On Truck Bodies and PDVs, check the base rail to crossmember nuts.
- On Aeromasters, check for loose fasteners underneath the chassis, particularly the body mounting bolts on the outside of the riser on either side of the chassis rails and the bolts on the crossmember plate.
- Sweep debris from floor surface.
- Do NOT wash down wooden floors since this can cause wood to warp.
- Check that all reflective tape is securely attached.
- Clean rear threshold drains and drain troughs.
- Check for loose fasteners on the bumper and mounting brackets.
- Check for damaged or bent components.

Description and Application	Torque	
	ft•lb	N•m
Base rail to crossmember	21-31	33-42
Tie rod with angle bar	45-55	61-74
Tie rod with J-hook	24-35	33-47
U-bolt with angle bar	45-55	61-74
Tie rod/U-bolt without frame spacers	24-35	33-47


Body Mounting Bolts

NOTICE

Always tighten the lower nuts because, in some applications, the top nuts have been welded in place.

Mounting bolts come in a variety of configurations depending on the application.


Normal road vibration and the natural changing properties of the wood runners between the chassis and body may reduce the clamping force on the body mounting bolts.



Base rail to crossmember bolts



J-hook and U-bolt



Tie rods with angle bars

Utilimaster Customer Service

574-848-2200

Email: FVSPartsInfo@SpartanMotors.com

Body Mounting Bolts – Aeromaster and Truck Body

January 2018

©Utilimaster, 603 Earthway Boulevard, Bristol, Indiana 46507, USA