



Work-Driven Design®

UTILIMASTER TRUCK BODIES ARE BUILT TOUGH

Available in Utiliplate or aluminum sheet and post sidewall construction. Utilimaster Truck Bodies are built tough to deliver optimal performance, maximum versatility and handle the toughest loads.

Utilimaster Walk-In Advantages

- 5 year limited warranty
- Customized solutions, including doors and interior packages
- Standard rear Utiliplate roll-up door
- Rolling billboard for your company graphics

Utiliplate Truck Bodies

- Over 10,000 Utilimaster Utiliplate bodies on the road
- Rugged, durable construction
- 8x more puncture-resistant than aluminum truck bodies
- 80,000 psi yield sidewalls
- Maximum cubic volume, lighter weight
- Improved repairability
- Smooth automotive finish



Work-Driven Design®
Truck Body Dimensions — Contact your local dealer for additional truck body specifications and information

Model Length	Model Height Options								Interior Length*		Interior Length*						
									with roll-up door	with swing door	72"	78"	84"	90"	96"	102"	108"
10'	72"	78"	84"	90"					121-1/2"	123-1/2"	72-3/4"	78-3/4"	84-3/4"	90-3/4"			
12'	72"	78"	84"	90"	96"				145-1/2"	147-1/2"	72-3/4"	78-3/4"	84-3/4"	90-3/4"	96-3/4"		
14'	72"	78"	84"	90"	96"				169-1/2"	171-1/2"	72-3/4"	78-3/4"	84-3/4"	90-3/4"	96-3/4"		
16'	72"	78"	84"	90"	96"	102"	108"		193-1/2"	195-1/2"	72-3/4"	78-3/4"	84-3/4"	90-3/4"	96-3/4"	102-3/4"	108-3/4"
18'	72"	78"	84"	90"	96"	102"	108"		217-1/2"	219-1/2"	72-3/4"	78-3/4"	84-3/4"	90-3/4"	96-3/4"	102-3/4"	108-3/4"
20'	72"	78"	84"	90"	96"	102"	108"		241-1/2"	243-1/2"	72-3/4"	78-3/4"	84-3/4"	90-3/4"	96-3/4"	102-3/4"	108-3/4"
22'	72"	78"	84"	90"	96"	102"	108"		265-1/2"	267-1/2"	72-3/4"	78-3/4"	84-3/4"	90-3/4"	96-3/4"	102-3/4"	108-3/4"
24'	72"	78"	84"	90"	96"	102"	108"		289-1/2"	291-1/2"	72-3/4"	78-3/4"	84-3/4"	90-3/4"	96-3/4"	102-3/4"	108-3/4"
26'	72"	78"	84"	90"	96"	102"	108"		313-1/2"	315-1/2"	72-3/4"	78-3/4"	84-3/4"	90-3/4"	96-3/4"	102-3/4"	108-3/4"
28'	72"	78"	84"	90"	96"	102"	108"		337-1/2"	339-1/2"	72-3/4"	78-3/4"	84-3/4"	90-3/4"	96-3/4"	102-3/4"	108-3/4"

Model Length	Model Height Options							Door Opening Width	Aluminum Interior Width	Utiliplate Interior Width	FRP Interior Width
	72"	78"	84"	90"	96"	102"	108"				
10'	66-3/8"	72-3/8"	78-3/8"	84-3/8"				88"	92-1/4"	95"	94-3/4"
12'	66-3/8"	72-3/8"	78-3/8"	84-3/8"	90-3/8"			88"	92-1/4"	95"	94-3/4"
14'	66-3/8"	72-3/8"	78-3/8"	84-3/8"	90-3/8"			88"	92-1/4"	95"	94-3/4"
16'	66-3/8"	72-3/8"	78-3/8"	84-3/8"	90-3/8"	96-3/8"	102-3/8"	88"	92-1/4"	95"	94-3/4"
18'	66-3/8"	72-3/8"	78-3/8"	84-3/8"	90-3/8"	96-3/8"	102-3/8"	88"	92-1/4"	95"	94-3/4"
20'	66-3/8"	72-3/8"	78-3/8"	84-3/8"	90-3/8"	96-3/8"	102-3/8"	88"	92-1/4"	95"	94-3/4"
22'	66-3/8"	72-3/8"	78-3/8"	84-3/8"	90-3/8"	96-3/8"	102-3/8"	88"	92-1/4"	95"	94-3/4"
24'	66-3/8"	72-3/8"	78-3/8"	84-3/8"	90-3/8"	96-3/8"	102-3/8"	88"	92-1/4"	95"	94-3/4"
26'	66-3/8"	72-3/8"	78-3/8"	84-3/8"	90-3/8"	96-3/8"	102-3/8"	88"	92-1/4"	95"	94-3/4"
28'	66-3/8"	72-3/8"	78-3/8"	84-3/8"	90-3/8"	96-3/8"	102-3/8"	88"	92-1/4"	95"	94-3/4"

*Standard 96" wide unit. Interior length shown is for Utiliplate body, decreased by 1" for aluminum body. Optional 102" width available.

Rear Door, Ramp, Liftgate and Bumper Options

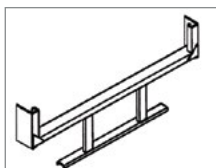
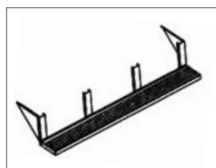
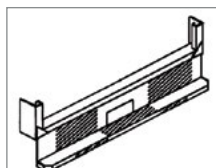
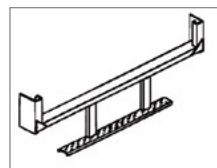
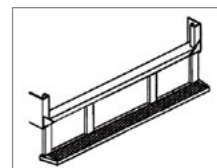
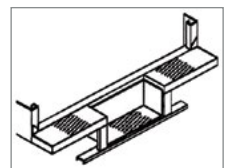
Full-Width Roll-Up

Full-Width Swing

Bi-Fold Swing

Ramp

Tuckaway Liftgate

Rail Liftgate

ICC-Type Bumper

Road Ready Bumper

12-Gauge Full-Width Step

5" Pooched ICC

8" Structural Pooched

1-Step Chicago Style